

# The W

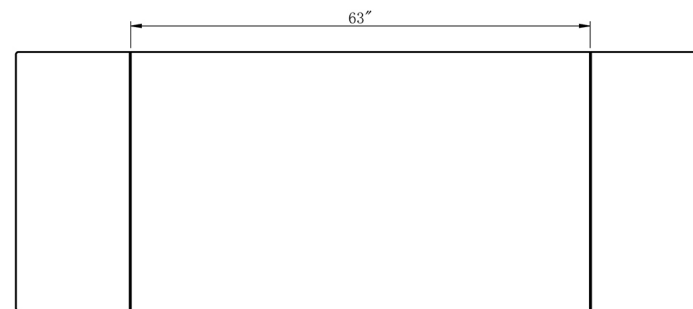
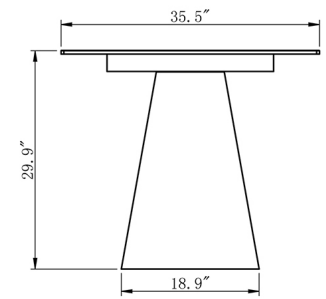
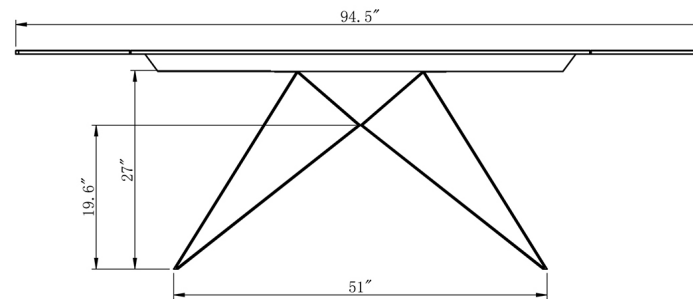
extension dining table

size

94" x 35" x 30"

packaging details

|            |                 |
|------------|-----------------|
| # of boxes | 2               |
| qty. / box | 1               |
| box size 1 | 65" x 37" x 6"  |
| box size 2 | 35" x 18" x 20" |
| gw         | 141 kg          |
| nw         | 135 kg          |
| cuft       | 8.35            |
| cbm        | 0.24            |



extension dining table

color

black, white

technical details

black/white italian ceramic with carrera marble vein print in matte textured

finish black finish, metal frame

glued, screwed, and welded joinery

90 kg weight capacity